




# LESSON 3

# Applying What We Know to Prevent Fires and Burns

<b>Student Learning Objective:</b>	<b>National Health Education Standard:</b>
1. Apply strategies to prevent fires and burns in hypothetical situations.	• Self Management

## Lesson Synopsis

Review safety rules to prevent fires and burns. Apply the safety rules to hypothetical scenarios. End the lesson by reviewing the most important ways to prevent fires and burns.



Activity	Time in Minutes	Materials Needed
Introduction	2	• None
Teacher Input	16	Health Education Resources • Poster Set: "Burn Prevention," Educational Materials Center  Teacher Manual Resources • Teacher Reference: "Burn Prevention Rules" (from Lesson 2)
Application or Skill Practice	10	Teacher Manual Resources • Teacher Reference: "I Can Be Safe Around Fire"
Closure	2	• None
<b>TOTAL</b>	<b>30</b>	

## Preparation

For Teacher Input:

- **Decide** how you will divide your class into small groups with three or four students in each group.

For Closure:

- **Obtain a news story** about a fire that started because of human error. (Extension Activity)

## LESSON PROCEDURE



**Introduction:** Review fire safety rules.

Approximately 2 minutes

Instructional Steps	Script & Detailed Directions	Extensions & Suggestions
Briefly review fire safety rules.	<p><i>In our last health lesson, we talked about fire. <b>Stand up and touch your toes if you remember a fire safety rule that will help you stay safe.</b></i></p> <p>Ask a few volunteers for their ideas.</p>	
State the focus of the lesson.	<p><i>It's important to always be safe around fire. Today we'll use what we know to prevent fires and burns.</i></p>	

**Teacher Input:** Expand the review of fire safety rules.

Approximately 8 minutes

Instructional Steps	Script & Detailed Directions	Extensions & Suggestions
<p>Form small groups.</p>  <p>Review ways to prevent unwanted fires and burns using the poster set, "Burn Prevention." Refer to the teacher reference, "Burn Prevention Rules."</p>	<p>Divide the class into small groups with three or four students in each group. Assign a spokesperson in each group.</p> <p>Give each group one of the posters from the set, "Burn Prevention."</p> <p><i>Let's review our fire and burn safety rules. Each group has a poster. See if your group can remember the safety rule we discussed that goes with your poster. In a minute, I'll ask each group to tell the class what you remember.</i></p> <p>Have each group show its poster and state the rule. Help any group that has forgotten. If more than one rule was suggested for a poster, add any rules not reviewed by the students.</p>	 <p>You may want to conduct this section of the lesson as a large group and break into small groups for the Application or Skill Practice.</p>